

Space Time & Research (P) Ltd.

(Great Scientific Concepts)

Space Time & Research (P) Ltd.

(Great Scientific Concepts)

Manufacturers, Exporters & Importers: Pharmacology, Bio-chemistry, Industrial Laboratory, Equipments, Medical & Bio-medical Equipments.

Expertise IN: Health Care, Hospitals, Pharma, Academic & Testing Labs Startup Laboratories & Services (AMC & CMC)
An ISO 9001 :2016 certified company

FACTORY: PLOT 22, I BLOCK,HASTINAPUR,MEERUT(UP), India.

PRAMOD KUMAR
DIRECTOR
(SALES ,MARKETTING & NPI HEAD)
MOB. 07900781678,07055076660
EMAIL: director@spacetimeindia.com

For more info LOGIN our web: www.spacetimeindia.com

**HOSPITAL
FURNITURE**

SAIKANG MEDICAL

Focus on quality assurance Professional to brand service

Saikang Medical started the factory since 2002, with the area of 20,000 square meters, 400 employees. Located in Zhangjiagang City, we enjoy the highly developed economic expansion and convenient transportation access.




We are combined with manufacture, service, and support of the innovative hospital furniture solutions. We are devoted to provide a one-stop sales model to customer; we pay more important care on our customer's satisfaction. So far, over 60 countries and regions have enjoyed our products and service. Our success has been mainly achieved by following the corporate philosophy of being firmly committed to "Integrity is the base, Customer is the first".

Managed by a professional team having a wide range of managerial experience, our sales team, R&D department, production department are working with great enthusiasm and efficacy. Our vision is to provide the world-class products and services to improve health-care system worldwide to the top level. Hope you could enjoy our products and service in the quite near future.



- Electric Bed 01
- Home Care Bed 07
- Manual Bed 09
- Mattress 20
- Orthopedics Traction Bed 21
- Pediatric Bed & Examination Bed 23
- Gynaecological Bed & Patient Trolley 25
- Transportation Trolley 27
- Bedside Cabinet 30
- Curtain & Screen & Accessories 31
- Medical Chair & Table 33
- Wheel Chair & Walker & Commode Chair 39
- ABS Trolley 41
- Stainless Steel Trolley 45
- Medical Cabinet 48
- Pharmacy Shelf 50
- Lumbar & Cervical Traction Bed & Chair 51
- Nurses Station 55

Jiangsu Saikang Medical Equipment Co.,Ltd. has been established since 2002. It is located in Zhangjiagang City, along the Economic circle of Yangtse River Delta, enjoying the highly developed economic expansion and convenient transportation access. Our success has been mainly achieved by following the corporate philosophy of being firmly committed to "Integrity is the base, Customer is the first". Our vision is to provide the world-class products and services to improve health-care system worldwide to the top level. Our mission is to achieve 60 percent of the market share in our products range.





SK005-1
Electric ICU CCU Bed (Advanced)

- Weighing system (LCD display on both Railing)
- Detachable ABS head & foot board
- Tuck away big ABS railing
- Perforated powder coated steel bed platform
- Bed frame/surface made of cold-rolled steel tubes
- Patient/Nurse control panel built-in both railing
- Linak motor
- Central locking 6" castors
- Angle degree indicator
- CPR quick release (both manual and electrical)
- One button chair position
- Bed platform X-ray translucent



SK001
Electric Bed(Comfort)

- Detachable ABS head&foot board
- Tuck away ABS railing
- Perforated powder coated steel bed platform
- Central locking 6" castors



SK005-4
Electric Bed(Economy)

- Detachable ABS head&foot board
- Collapsed type aluminum alloy railing
- Perforated powder coated steel bed platform
- Noiseless 5" castors with brake



**SK001-1
Electric Bed**

- Detachable ABS head&foot board
- Tuck away big ABS railing
- Control panel built-in both railing
- Perforated powder coated steel bed platform
- Central locking 6" castors



**SK001-4
Electric Bed**

- Detachable ABS head&foot board
- Tuck away ABS railing
- Control panel built-in the railing
- Nurse Control panel built-in the foot board
- Perforated powder coated steel bed platform
- Central locking 6" castors



**SK001-2
Electric&Hydraulic Bed**

- Stable USA oil pump
- Detachable ABS head&foot board
- Tuck away big ABS railing
- Control panel built-in both railing
- Perforated powder coated steel bed platform
- Central locking 8" castors
- Option: weighing system with LCD display



**SK001-5
Electric Bed**

- Detachable ABS head&foot board
- Tuck away big ABS railing
- Control panel built-in the railing
- Perforated powder coated steel bed platform
- Central locking 6" castors



**SK001-3
Electric Bed**

- Detachable ABS head&foot board
- Tuck away ABS railing
- Control panel built-in both railing
- Perforated powder coated steel bed platform
- Central locking 6" castors
- Option: weighing system with LCD display



**SK002-1
Electric Bed**

- Detachable ABS head & foot board
- Tuck away ABS railing
- Perforated powder coated steel bed platform
- X-ray translucent platform
- Central locking 6" castors



SK003
Electric Turnover Bed

- Assist paralytic patient to turn over their body
- Detachable ABS head&foot board
- Tuck away ABS railing
- Perforated powder coated steel bed platform
- Central locking 6" castors



SK004
Electric Bed

- Detachable ABS head&foot board
- Collapsed type aluminum alloy railing
- Perforated powder coated steel bed platform
- Noiseless 5" castors with brake



SK005-2
Electric Bed

- Detachable ABS head&foot board
- Collapsed type aluminum alloy railing
- Perforated powder coated steel bed platform
- Central locking 6" castors
- Chair position



SK005
Electric Bed

- Detachable ABS head&foot board
- Collapsed type aluminum alloy railing
- Perforated powder coated steel bed platform
- Central locking 6" castors



SK005-10
Electric Bath Bed

- Size: 1860*650*500-900mm(±5%)
- Load bearing: ≤130kg
- Guardrail: height 270mm, easy to transfer patient into bath
- Stainless steel structure with water pipe



SK006
Electric Bed

- Detachable ABS head&foot board
- Tuck away ABS railing
- ABS bed platform
- Central locking 6" castors



SK006-1
Electric Bed


- Detachable ABS head&foot board
- Tuck away big ABS railing
- Perforated powder coated steel bed platform
- Central locking 6" castors
- Nurse lock below foot board





SK011
Home Care Manual Bed Double Crank

- Painted wooden head & foot board
- Collapsed type aluminum alloy railing
- Wooden batten bed surface and side board
- Perforated powder coated steel bed platform
- Noiseless 5" casters with brake
- With Turning Table



SK010
Home Care Manual Bed Double Crank

- Painted wooden head & foot board
- Perforated powder coated steel bed platform
- With Lifting Pole; Turning Table; Utility shelf



SK010-1
Home Care Manual Bed Double Crank

- Painted wooden head & foot board
- Wooden batten bed surface and side rail
- Perforated powder coated steel bed platform
- Noiseless 5" casters with brake



SK012
Electric Home Care Bed

- Painted wooden head & foot board & side board
- Collapsed type aluminum alloy railing
- ABS bed platform
- Central locking 6" castors





SK031
Manual Bed Double Crank(Economy)

- Detachable ABS head & foot board
- Collapsed type aluminum alloy railing
- Perforated powder coated steel bed platform
- With turning table
- Noiseless 5" casters with brake



SK013-2
Manual Bed Three Crank

- Detachable ABS head&foot board
- Tuck away ABS railing
- Perforated powder coated steel bed platform
- Bed platform with soft connection
- Central locking 6" castors




SK014
Manual Bed Three Crank

- Detachable ABS head&foot board
- Collapsed type aluminum alloy railing
- Perforated powder coated steel bed platform
- Noiseless 5" casters with brake



SK016
Manual Bed Three Crank(Comfort)

- Detachable ABS head&foot board
- Tuck away ABS railing
- Perforated powder coated steel bed platform
- Central locking 6" castors



SK015
Manual Bed Four Crank Five Functions

- Detachable ABS head&foot board
- Collapsed type aluminum alloy railing
- Perforated powder coated steel bed platform
- Noiseless 5" casters with brake



SK017-1
Manual Bed Three Crank

- Detachable ABS head&foot board
- Collapsed type aluminum alloy railing
- Perforated powder coated steel bed platform
- Noiseless 5"casters with brake



SK020
Manual Bed Double Crank

- Detachable ABS head & foot board
- Collapsed type aluminum alloy railing
- Perforated powder coated steel bed platform
- With turning table
- Noiseless 5"casters with brake



SK018
Manual Bed Three Crank

- Detachable ABS head&foot board
- Stainless steel insert type railing
- Perforated powder coated steel bed platform
- With turning table
- Noiseless 5"casters with brake



SK021
Manual Bed Three Crank

- Detachable ABS head & foot board
- Tuck away ABS railing
- Perforated powder coated steel bed platform
- Bed platform with soft connection
- Central locking 6" casters



SK019
Manual Bed Double Crank

- Detachable ABS head&foot board
- Tuck away ABS railing
- Perforated powder coated steel bed platform
- With turning table
- Noiseless 5"casters with brake



SK028
Manual Bed Double Crank

- Detachable ABS head & foot board
- Collapsed type stainless steel railing
- Perforated powder coated steel bed platform
- Noiseless 5"casters with brake



SK024
Manual Bed Three Crank

- Detachable aluminum alloy head&foot board
- Collapsed type aluminum alloy railing
- Perforated powder coated steel bed platform
- Noiseless 5"casters with brake



SK029-2
Manual Bed Double Crank

- Detachable ABS head & foot board
- Tuck away ABS railing
- Perforated powder coated steel bed platform
- Central locking 6" casters



SK025
Manual Bed Double Crank

- Detachable aluminum alloy head & foot board
- Collapsed type aluminum alloy railing
- Perforated powder coated steel bed platform
- With turning table
- Noiseless 5"casters with brake



SK030
Manual Bed Double Crank

- Detachable ABS head & foot board
- Stainless steel up-down railing
- Perforated powder coated steel bed platform



SK026
Manual Bed Double Crank

- Detachable ABS head & foot board
- Stainless steel up/down railing
- Perforated powder coated steel bed platform
- With turning table



SK032
Manual Bed Single Crank

- Detachable ABS head & foot board
- Collapsed type aluminum alloy railing
- Powder coated punching bed platform
- With turning table
- Noiseless 5"casters with brake



SK033-1
Manual Bed Single Crank

- Detachable ABS head & foot board
- Perforated powder coated steel bed platform



SK036
Manual Bed Double Crank

- Detachable powder coated steel head & foot board
- Collapsed type aluminum alloy railing
- ABS bed platform
- With turning table
- Central locking 6" casters



SK041-1
Manual Bed Double Crank

- Detachable ABS head & foot board
- Collapsed type aluminum alloy railing
- Perforated powder coated steel bed platform
- With turning table
- Noiseless 5" casters with brake



SK041-2
Manual Bed Double Crank

- Detachable ABS head & foot board
- Collapsed type aluminum alloy railing
- Perforated powder coated steel bed platform
- With turning table
- Central locking 6" casters



SK038-1
Manual Bed Three Crank

- Detachable stainless steel head & foot board
- Collapsed type aluminum alloy railing
- Perforated powder coated steel bed platform
- With oxygen bottle holder
- Noiseless 5" casters with brake



SK041
Manual Bed Double Crank

- Detachable ABS head & foot board
- Collapsed type aluminum alloy railing
- Perforated powder coated steel bed platform
- With turning table
- Noiseless 5" casters with brake



SK041-3
Manual Bed Three Crank

- Detachable ABS head & foot board
- Collapsed type aluminum alloy railing
- Perforated powder coated steel bed platform
- With oxygen bottle holder
- Noiseless 5" casters with brake



SK042-1
Manual Bed Double Crank

- Detachable ABS head & foot board
- Collapsed type aluminum alloy railing
- Perforated powder coated steel bed platform
- With turning table
- Central locking 6" casters



SK043
Manual Bed Double Crank

- Detachable ABS head & foot board
- Collapsed type aluminum alloy railing
- Wooden batten bed platform
- With turning table



SK047
Manual Bed Double Crank

- Detachable ABS head & foot board
- Collapsed type aluminum alloy railing
- Perforated powder coated steel bed platform
- Noiseless 5" casters with brake



SK055
Manual bed Double Crank

- Powder coated steel head & foot board
- Collapsed type aluminum alloy railing
- Perforated powder coated steel bed platform
- Noiseless 5" casters with brake



SK056-1
Flat bed

- Powder coated steel head & foot board
- Perforated powder coated steel bed platform



SK051
Flat bed

- Powder coated steel head & foot board
- Perforated powder coated steel bed platform



SK053
Manual Bed Single Crank

- Powder coated steel head & foot board
- Perforated powder coated steel bed platform
- With turning table



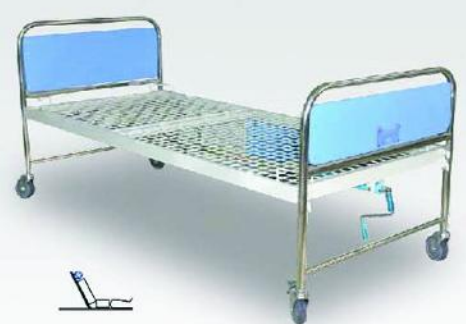
SK057
Manual bed Single Crank

- Stainless steel head & foot board
- Steel batten bed platform




SK057-1
Manual bed Single Crank

- Stainless steel head & foot board
- Steelmesh bed platform
- Noiseless 5" casters



Optional



Optional



SK058
Manual bed Double Crank

- Stainless steel head & foot board
- Perforated powder coated steel bed platform
- Noiseless 5" casters with brake



SK060
Manual bed Double Crank

- Stainless steel head & foot board
- Perforated powder coated steel bed platform
- With turning table



SK061
Manual bed Three Crank

- Detachable stainless steel head & foot board
- Perforated powder coated steel bed platform
- Stainless steel railing insert type
- With turning table
- Noiseless 5" casters with brake



SK062
Foldable bed


- Powder coated steel frame and railing
- With 6cm mattress
- Noiseless 4" casters with brake



SKP001 Flat Bed Mattress



SKP002 Single Crank Bed Mattress




SKP003 Double Crank Bed Mattress

Color: canvas



SKP004 Orthopaedics Bed Mattress

leather



SKP005 Jet-propelled Mattress



SKP006 Bubble Mattress



SKP007 Detachable Air Mattress



SKP008 PU Mattress



SKP009 Mattress

- Electrical: AC220-240V/100-120, 50/60Hz
- Air output: ≥5L/min
- Pressure Range: 10~70mmHg
- Cycle Time: 10min~25min
- Power: ≤10VA+25%
- Noise: ≤50dB
- Weight: 2kgs
- Dimension (L*W*H): 28*20.5*11CM
- Arrangement: 20*6" cells
- Material: PU



G05
Orthopedics Traction Bed Four Crank Three Functions

- Aluminum alloy head & foot board with portal frame and direction traction frame
- Collapsed type aluminum alloy railing
- Perforated powder coated steel bed platform
- Noiseless 5"casters with brake



G02
Orthopedics Traction Bed Four Crank Three Functions

- Aluminum alloy head board and direction traction frame
- Stainless steel foot board and double-arm lift pole
- Wooden Batten bed platform
- Collapsed type aluminum alloy railing
- Noiseless 5"casters with brake



G04-1
Orthopedics Traction Bed Three Crank Two Functions

- Stainless steel head & foot board with portal frame and direction traction frame
- Collapsed type aluminum alloy railing
- Perforated powder coated steel bed platform
- Noiseless 5"casters with brake



G03
Orthopedics Traction Bed Three Crank Two Functions

- Stainless steel head & foot board
- Stainless steel traction frame and double arm lift pole
- Collapsed type aluminum alloy railing
- PPC bed surface, X-ray translucent
- Central locking 6" castors





X01 Stainless Steel Baby Crib

Size(L*W*H): 875*525*650/900mm



X01-1 Baby Crib

- Height adjustment by gas-spring
- Aluminium alloy column
- Transparent baby crib
- Size(L*W*H): 890*510*780-1000mm
- Color:
- Optional: Weighing scale, Music



X01-3 Baby Crib

- Size(L*W*H): 750*450*610/1030mm
- Powder coated steel baby crib and frame
- 4cm baby bed mattress



X07 Exam Table With Pillow

Size(L*W*H): 1900*600*680mm



X09 Exam Table

Size(L*W*H): 1900*600*680mm



X02 Stainless Steel Baby Bed

Size(L*W*H): 750*450*610/1030mm



X03-1 Flat Children Bed

Size(L*W*H): 1600*640*1040mm



X04 Double Crank Children Bed

Size(L*W*H): 1800*730*500mm



X10 Exam Table

Size(L*W*H): 1900*600*680mm



X11-1 Exam Table With Pillow

Size(L*W*H): 1900*600*680mm



X05 Single Crank Children Bed

Size(L*W*H): 1800*800*500/1100mm



X05-2 Single Crank Children Bed

Size(L*W*H): 1600*700*1000mm



X06 Bunk Bed

Size(L*W*H): 2000*900*400/1400mm



X12 Electric Exam Table With Pillow

Size(L*W*H): 1900*600*680mm



X15 Electric Massage Bed

- Size(L*W*H): 1940*700*460-875mm
- Powder coated structure
- Back section raised from the horizontal: $\geq 55^\circ$
- 3 inch castors



X14 Hydraulic Massage Bed

- Size(L*W*H): 1940*700*460-860mm
- Powder coated structure
- Head adjustment by gas spring
- Foot pedal control the height adjustment
- 6cm foam mattress
- 5 inch castors



A045 Ordinary Parturition Bed

- Size: 1800*520*740mm
- Main Technical Parameters:
- Back Section Raised from the Horizontal: $\geq 55^\circ$
- Back Section Lowered from the Horizontal: $\geq 20^\circ$
- Leg Section Lowered from the Horizontal: $\geq 85^\circ$



A045-1 Ordinary Parturition Bed

- Size: 1800*500*800mm
- Main Technical Parameters:
- Back Section Raised from the Horizontal: $\geq 55^\circ$
- Seat Section Raised from the Horizontal: $\geq 20^\circ$
- Leg Section Lowered from the Horizontal: $\geq 85^\circ$



SKB037(A) Stainless Steel Patient Trolley

Size: 1960*600*750mm



SKB038 Stainless Steel Patient Trolley (big wheel)

Size: 1960*600*750mm



A045-2 Ordinary Parturition Bed

- Size: 1820*500*800mm
- Main Technical Parameters:
- Back Section Raised From The Horizontal: $\geq 55^\circ$
- Leg Section Lowered From The Horizontal: $\geq 85^\circ$



A046 Ordinary Parturition Bed

- Size: 1900*800*800mm
- Main Technical Parameters:
- Back Section Raised from the Horizontal: $\geq 55^\circ$
- Seat Section Raised from the Horizontal: $\geq 20^\circ$
- Leg Section Lowered from the Horizontal: $\geq 85^\circ$



SKB037(B) Stainless Steel Patient Trolley

Size: 1960*600*750mm



SKB038-1 Patient Trolley

Size: 1960*700*620-880mm



A047 Parturition Bed

- Size: 1870x600x680mm
- Powder coated steel structure
- Mechanical back adjustment
- Back Section Raised From The Horizontal: $\geq 75^\circ$
- 2 big drawers and 1 cabinet
- PU foam mattress



A048 Parturition Bed

- Size: 1870x600x680mm
- Powder coated steel structure
- Mechanical back adjustment
- Back Section Raised From The Horizontal: $\geq 75^\circ$
- 3 big drawers
- PU foam mattress



SKB037(C) Stainless Steel Patient Trolley

- Size: 1930*750*620-880mm
- Three-crank: back-rest lifting; leg-rest lifting height adjustment
- Stainless steel frame, fifth-aluminium alloy guardrail
- 5 inch silent caster, with brake
- Accessories: I.V. pole, oxygen cylinder holder, debris basket, mattress



SKB038-2 Patient Trolley

Size: 1960*700*620-880mm



SKB041-3 Luxury Hydraulic Transportation Trolley

- Size(L*W*H): 2100*850*615-935mm
- Equipped with two USA hydraulic pumps.
- Electrostatic spray steel frame and ABS base.
- Foldable aluminium alloy guardrail.
- With 100mm waterproof PU mattress.
- 8 inch central controlled caster.
- Pedal control elevation and trendelenburg / reverse trendelenburg located on both sides of the table.
- X-ray translucent platform.
- 5th wheel to control the direction of moving.
- Functions:
 - Back-rest lifting: 0°-82°(±5°)
 - Leg-rest lifting: 0°-30°(±5°)
 - Reversed trendelenburg: 0-18°
 - Trendelenburg: 0-18°
 - Height adjustment: 615-935mm
- With oxygen cylinder holder and tray for placement of x-rays cassette
- With 1 piece SS telescoping I.V. stand and previsions.
- With rubber bumpers on the four corners.
- Loading bearing: 220kg.

SKB041-1 Luxury Transportation Trolley

- Size(L*W*H): 1950*650*500-900mm
- Electrostatic spray steel frame.
- Two long ABS guardrail.
- Functions:
 - Back-rest lifting: 0-75°
 - Height adjustment: 500-900mm
- 6 inch central controlled caster.
- 5th wheel to control the direction of moving.
- With oxygen cylinder holder.
- With 1 piece SS telescoping I.V. stand and previsions.
- Loading bearing: 220kg.



SKB041-2 Luxury Hydraulic Transportation Trolley

- Size(L*W*H): 1950*700*630-930mm
- Equipped with two USA hydraulic pumps.
- Electrostatic spray steel frame.
- Two long ABS guardrail.
- Pedal control elevation and trendelenburg / reverse Trendelenburg located on both sides of the table.
- Functions:
 - Back-rest lifting: 0-75°
 - Reversed trendelenburg: 0-15°
 - Trendelenburg: 0-15°
 - Height adjustment: 630-930mm
- 8 inch central controlled caster.
- 5th wheel to control the direction of moving.
- With oxygen cylinder holder.
- With 1 piece SS telescoping I.V. stand and previsions.
- Loading bearing: 220kg.





SK-CL001 Medical Curtain



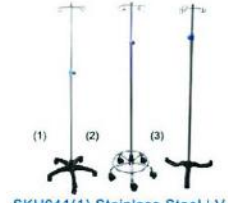
SK-CL002 Medical Curtain



SK-CL003 Medical Curtain



SK-CL004 Medical Curtain



SKH041(1) Stainless Steel I.V. pole With 5 Castors
SKH041(2) Stainless Steel I.V. pole With 5 Castors
SKH041(3) Stainless Steel I.V. pole With 3 powder coated steel Feet



SKH041(5) Stainless steel waste basin



SKH047 Lifting pole



SKH041(6) Mobile examination lamp



SKH049 Stainless Steel Screen
Size: 2000*1870mm



SKH046 Overbed Table
Size: 760*380*730-1130mm



SKH042 Overbed Table
Size: 800*410*730-1130mm



SKH042-1 Overbed table
Size: 800*410*730-1130mm



SK-CL005



SK-CL006




SK-CL007



SK-CL008



SK-CL009



SK-CL010



SK-CL011



SK-CL012



SKH042-2 Overbed Table
Size: 800*410*730-1130mm



SKH043 Fourth-aluminium Alloy Guardrail
Size: 970*390mm



SKH043-1 Fourth-stainless Steel Guardrail
Size: 850*390mm



SKH046-1 Moving Dining Table
Size: 350*870-1030mm



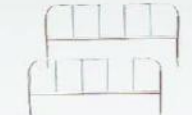
SKH046-2 Overbed Table (ABS)
Size: 800*410*730-1130mm



SKH044 Fifth-aluminium Alloy Guardrail
Size: 1230*390mm



SKH044-1 Fifth-stainless Steel Guardrail
Size: 1100*390mm



SKH043-A Stainless Steel Plug-In Guardrail
Size: 850*400mm



SKH045 Sixth-aluminium Alloy Guardrail
Size: 1480*390mm



SKH045-1 Sixth-stainless Steel Guardrail
Size: 1350*390mm



SKH043-B Stainless Steel Up-down Guardrail
Size: 1000*480mm



SKE001 Multi-purpose Accompany Chair
Size: 640*720/1900*420/950mm



SKE001-2 Multi-purpose Accompany Chair



SKE008 Treat-waiting Chair
Size: 1800*740*800mm



SKE008-1 Treat-waiting Chair
Size: 1780*740*800mm



SKE001-3 Multi-purpose Accompany Chair
Size: 860*720/1960*430/960mm



SKE002 Multi-purpose Accompany Chair
Size: 640*720/1900*250/380mm



SKE008-2 Treat-waiting Chair (stainless steel)
Size: 1800*740*800mm



SKE008-3 Treat-waiting Chair
Size: 1800*740*800mm



SKE004-1 Luxury Transfusion Chair
Size: 710*800*102mm



SKE005 Luxury Transfusion Chair
Size: 750*1000/1600*450/1100mm



SKE010 Treat-waiting Chair
Size: 1800*710*800mm



SKE010-1 Treat-waiting Chair
Size: 1780*740*800mm




SKE011 Treat-waiting Chair
Size: 1780*740*800mm



SKE012 Treat-waiting Chair
Size: 1780*740*800mm



SKE012-1 Transfusion Chair



SKZ201 Glass Table



SKZ301 Meeting Table



SKZ402 Meeting Table



SKE013 Nurse Chair
Size: $\Phi 450 \times 540 \times 750$ mm



SKE013-1 Nurse Chair



SKE015-1 Nurse Chair
Size: $\Phi 400 \times 500 \times 660$ mm



SKE015-2 Nurse Chair
Size: $\Phi 400 \times 500 \times 660$ mm



SKE016 Nurse Chair
Size: $\Phi 400 \times 500 \times 660$ mm



SKE016-1 Nurse Chair



SKE016-2 Nurse Chair



SKE017 Nurse Chair
Size: $\Phi 410 \times 500 \times 870$ mm



SKE014

SKE014-1



SKE018 Nurse Chair
Size: $\Phi 460 \times 660 \times 880$ mm



SKE018-1 Nurse Chair



SKE019 Small Square Stool
Size: $380 \times 280 \times 475$ mm



SKE020-1 Step Stool
Size: $405 \times 230 \times 490 \times 275$ mm



SKE023 Nurse Chair



SKE024 Nurse Chair



SKE021 Nurse Chair



SKE022 Nurse Chair



SKE051 Doctor Chair



SKE052 Doctor Chair



SKE053 Doctor Chair



SKE053-1 Conference Chair



SKZ101 Steel-Wood Desk



SKZ102 Steel-Wood Desk



SKZ103 Steel-Wood Desk



SKZ104 Steel-Wood Desk



SKE054 Doctor Chair



SKE055 Doctor Chair
seat:45*57 back:45*48
seat height:48



SKE056 Doctor Chair



SKE062-1 Doctor Chair



SKZ105 Steel-Wood Desk



SKZ106 Steel-Wood Desk



SKZ107 Steel-Wood Desk



SKZ108 Steel-Wood Desk



SKE063-1 Doctor Chair
seat:48*46 back:48*51
seat height:49



SKE064 Doctor Chair
seat:50*49 back:50*68
seat height:50



SKE065 Doctor Chair



SKE090 Blood Donation Chair
Size: 560*66/470-920mm



SKZ001 Wood Desk



SKZ002 Wood Desk



SKZ003 Wood Desk



SKZ004 Wood Desk



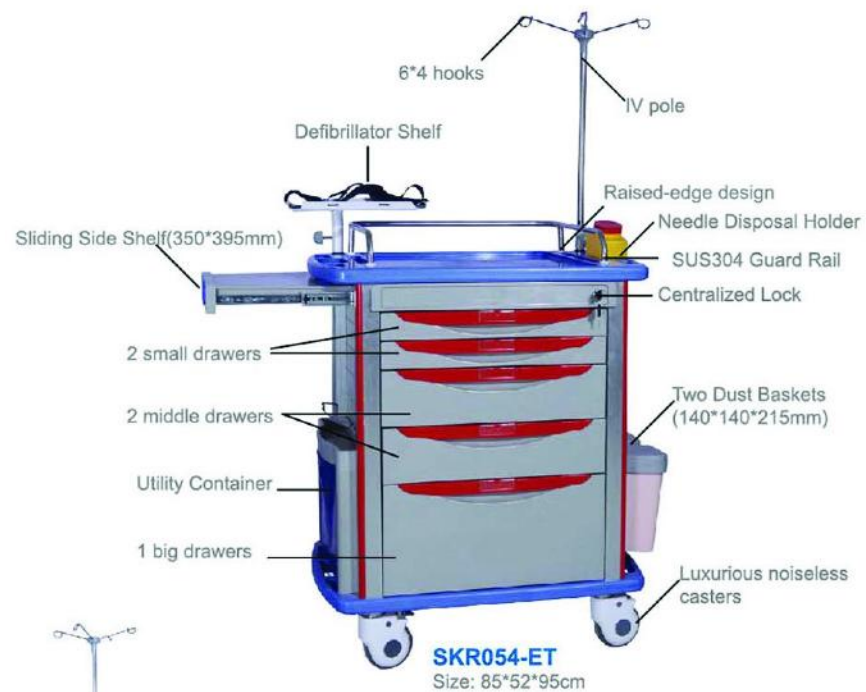
SKE042
Multi-purpose Meeting Chair



SKZ005 Wood Desk



SKZ006 Meeting Table
Size: 2.4m 2.8m 3.0m 3.2m 4.0m 6.0m



SKR-MT020
Size: 85*52*95cm



SKR-MT030
Size: 87*52*95cm



SKR-AT120
Size: 62.5*47.5*92cm



SKR-ET120
Size: 62.5*47.5*92cm



SKR-CT130
Size: 62.8*47.5*92cm



SKR-MT130
Size: 62.8*47.5*92cm



SKR-MT160
Size: 67.5*47.5*92cm



SKR-NT220
Size: 60*46*100cm



SKR-NT221
Size: 60*46*100cm



SKR-MT230
Size: 60*46*100cm



SKR-CT230
Size: 78*47.5*100cm



SKR-ET250
Size: 61*47*92cm



SKR054-ET
Size: 87*52*103cm



SKR054-AT
Size: 85*52*95cm



SKR054-IV
Size: 75*47.5*92cm



STR054-MT
Size: 85*52*95cm



SKR-MT310
Size: 87*52*103cm



SKR-MT710
Size: 71*48*92cm



SKR-MT720
Size: 63*47*92cm



SKR-CT ABS TROLLEY
Size: 63*47*92cm



SKR001
Size: 53.9*36.6*83cm



SKR001-1
Size: 53.9*36.6*88cm



SKR003
Size: 53.9*36.6*83cm



SKH001 Stainless Steel Treatment Trolley
Size: 670*450*900mm



SKH002 Stainless Steel Medicine-change Trolley
Size: 670*450*900mm



SKH003 Stainless Steel Treatment Trolley
Size: 670*450*900mm



SKH004 Stainless Steel 3-layers Instrument Trolley
Size: M: 670*450*900mm
S: 560*400*900mm



SKR002
Size: 63.9*36.6*88cm



SKR003-1
Size: 64*45.6*83cm
76*52*83cm



SKR002-1
Size: 64*45.6*88cm
76*52*88cm



SKH005 Stainless Steel Fan-shaped Instrument Trolley
Size: B: 1550*460*930mm
M: 1400*460*900mm
S: 1200*460*900mm



SKH006 Stainless Steel 2-layers Instrument Trolley
Size: 670*450*900mm



SKH006-1 Stainless Steel 2-layers Instrument Trolley
Size: M: 670*450*900mm
S: 560*400*900mm



SKH007 Stainless Steel Treatment Trolley
Size: 670*450*900mm



SKR-FT000
Size: 539*366*830mm



SKR-FT001
Size: 539*366*830mm



SKR021
Size: 539*366*830mm



SKH009 Stainless Steel Dressing Delivery Trolley
Size: 1350*600*800mm



SKH010 Stainless Steel Dressing Delivery Trolley
Size: 900*550*900mm



SKH012 Stainless Steel Insulated Food Cart, electric heated (heat store type)



SKH013 Stainless Steel Trolley For Medical Record Holder (40 shelves)
Size: 630*430*900mm



SKR031
Size: 667*475*1030mm



SKR032
Size: 750*475*920mm



SKR033
Size: 750*475*920mm



SKH014 Stainless Steel Trolley For Medical Record Holder (20 shelves)
Size: 340*400*900mm



SKH017 Stainless Steel Anaesthetic Trolley
Size: 600*400*850mm



SKH017-1 Stainless Steel Anaesthetic Trolley
Size: 600*400*850mm



SKH018 Stainless Steel Anaesthetic Trolley
Size: 600*400*850mm



SKH019 Stainless Steel Emergency Trolley
Size: 700*400*850mm



SKH020 Stainless Steel Emergency Trolley
Size: 700*400*850mm



SKH021 Stainless Steel Emergency Trolley
Size: 700*400*850mm



SKH022-1 Luxury treatment trolley
Size: 600*400*850mm



SKH023 luxury treatment trolley
Size: 600*400*850mm



SKH025 Stainless Steel Treatment Trolley
Size: 670*450*900mm



SKH025-1 Stainless Steel Treatment Trolley
Size: 670*450*900mm



SKH027 Stainless Steel Dressing Trolley
Size: 900*450*1050mm



SKH037-1 Stainless Steel Mayo Trolley
Size: 450*350*1050mm



SKH037-2 Stainless Steel Mayo Trolley
Size: 450*350*1050mm



SKH038-1 Stainless Steel Mayo Trolley
Size: 600*400*1030mm



SKH038-2 Stainless Steel Mayo Trolley
Size: 450*350*1050mm



SKH101 Anaesthetic Trolley
Size: 600*450*900mm



SKH102 Anaesthetic Trolley
Size: 600*450*900mm



SKH040(1) Stainless Steel Dressing Trolley
Size: 800*600*840mm
Φ600*840mm



SKH040-1 Stainless Steel Laundry Trolley
Size: 800*600*840mm



SKH034-1 Trash Can
Size: (1) 12L (2) 18L
(3) Φ236*575mm (4) Φ220*570mm



SKH034-5 Movable Waste Bucket
Size: 14L



SKH040-2 Stainless Steel Medicine-change Trolley
Size: 800*410*730-1130mm



SKH048 Stainless Steel Double Feet Oxygen Bottle Trolley



SKH027-1 Powder Coated Steel Dressing Trolley
Size: 700*400*850mm



SKH028 Stainless Steel Medicine Trolley
Size: 670*450*1000mm



SKH029 Stainless Steel Dressing Trolley
Size: 670*450*1000mm



SKH030 Stainless Steel Treatment Trolley
Size: 900*550*950mm



SKH032 Stainless Steel Infusion Treatment Trolley
Size: 670*450*1700mm



SKH036 Stainless Steel Washing Sink
Size: 2150*600*1100mm
1500*600*1100mm



SKH039 Stainless Steel Trolley
Size: 750*500*950mm

SKQ001 SKQ006



| Model | Product Size(cm) | Capacity(L) | Pcs/Clin | Carton Size(cm) |
|--------|------------------|-------------|----------|-----------------|
| SKQ001 | 25*20*23 | 7.0 | 24 | 51*42*37 |
| SKQ002 | 24.5*20*16.5 | 5.0 | 24 | 51*42*29.5 |
| SKQ003 | 36*22*26 | 15.0 | 20 | 48*39*65 |
| SKQ004 | 10.5*8*18 | 1.0 | 60 | 37*32*40 |
| SKQ005 | 14*6.5*12 | 0.3 | 50 | 67*32*24 |
| SKQ006 | 19*11*16.5 | 2.0 | 30 | 47.5*27*45 |

Assembly Temporary Closure Final Closure Waste Disposal



SKQ003 SKQ004 SKQ005

Sharps Containers



| Model | Product Size(cm) | Capacity(L) | Pcs/Clin | Carton Size(cm) |
|--------|------------------|-------------|----------|-----------------|
| SKQ007 | 10.5*8*18 | 1.0 | 60 | 37*32*40 |
| SKQ008 | 24.5*20*14.5 | 4.0 | 24 | 51*42*24 |
| SKQ009 | 11*8.5*15 | 1.0 | 100 | 36*33*46 |
| SKQ010 | 16.5*14*19 | 3.6 | 100 | 52*52*57 |
| SKQ011 | 27*11.5*28 | 4.6 | 20 | 58*56*28 |
| SKQ012 | 7.6*3.8*10 | 0.2 | 200 | 38*36*42 |



SKH050 Instrument Cabinet
Size: 900*400*1750mm



SKH051 Hickey Cabinet
Size: 900*400*1750mm



SKH052 Hickey Cabinet
Size: 900*400*1750mm



SKH058-1 File Cabinet
Size: 850*400*1850mm



SKH058-2 File Cabinet
Size: 850*400*1850mm



SKH058-3 File Cabinet
Size: 850*400*1850mm



SKH052-2 Powder coated steel
instrument cabinet
Size: 860*400*1800mm



SKH053 Medicine Cabinet
Size: 900*400*1750mm



SKH054 Medicine Cabinet
Size: 900*500/300*1750mm



SKH059 Single-sided Storeroom
Medicine Shelf
Size: 800*460*2000mm



SKH059-1 Double-sided Storeroom
Medicine Shelf
Size: 800*910*2000mm



SKH060 Rotary Medicine Shelf
Size: 920*1800mm



SKH056 Six-gateway Cabinet
Size: 900*400*1750mm



SKH057 Eighteenth-gateway
Shoes Cabinet
Size: 900*400*1750mm



SKH058 Germfree Cabinet
Size: 900*400*1750mm



SKH061 Adjustable Component
Medicine Shelf
Size: 1030*500*2000mm



SKH062 Two-sided Adjustable Medicine tray
Size: 800*800*2000mm



SKH063 Desk Dispensing
Medicine Shelf
Size: 1000*500/300*2000mm



SKH064 Chinese Medicine Operation Desk
Size: 1600*550/300*1700/850mm



SKH065
Size: 1600*500*2000mm



SKH066
Size: 1600*600*850mm



SKH070



SKH077

SKH071 Work Table
Size: 1600*700*850mm



SKH072 Work Table
Size: 1800*550*700*800mm



SKH076 Shelf
Size: 1000*600*1800mm



SKH078 Shelf With Four Layers
Size: 1200*600*1800mm



F06 Lumbar And Cervical Traction Bed

- The traction bed takes domestic microcomputer and advanced digital circuit, this system chooses imported electrical and electronic sensors for automatic detection control, enhance the stability. It is high precision, safe and reliable, multiple functions.
- Lumbar traction can be performed either in supine or prone position on the bed. Lumbar traction have different mode for choice, like: continuous traction, clearance traction and reciprocate traction.
- The bed of the treatment effect is particularly significant for disc herniation treatment.
- Technological parameter:
- Power Supply: 220/50hz
- Power: 360W
- Traction length: 0-250mm
- Traction force: 10-990N (adjustable)
- Total time: 0-99min (adjustable)
- Continuous traction time: 0-9min (adjustable)
- Intermission time: 0.5min (adjustable)
- Swing angle: 60°
- Angular degree: +60°~-20° (adjustable)



F01 Multiduty Lumbar Traction Bed

- Multiduty traction bed controlled by computer;
- LCD screen display, which is intelligentized;
- The traction force, traction time, traction mode, angel and swing angle apply rotation encoding to get more accurate angle;
- If straight traction, swing traction and angle are used combination, it can overcome the insufficient of single traction and realize 3D traction.
- It is especially for treatment of projection between vertebra, denaturation-up, dislocation and location, fracture of breast and lumbar by pressure.
- Technological Parameters:
- Power supply: 220/50hz
- Power: 360w
- Traction length: 0-250mm
- Traction force: 10-990N (adjustable)
- Total time: 99 min (adjustable)
- Continuous traction time: 9 min (adjustable)
- Intermission time: 0-9 min (adjustable)
- Swing angle: 60°
- Angular degree: +60°~-20° (adjustable)



F02 Multiduty Cervical And Lumbar Traction Bed

- The 3D multiduty cervical and lumbar traction bed is applied to the sickness of cervical vertebrae, lumbar vertebra, hyperosteogeny and shifting syndrome.
- The traction force, traction time, traction mode, angle degree and swing angle are all controlled by microcomputer, LCD screen display.
- Lumbar and cervical vertebra could be contracted at the same time. The bed could be used for two patients at the same time. It has installed a monitor routine to ensure the safe of patients.
- Lumbar disease: it is especial treatment for vertebra, denaturalization foul-up, dislocation and luxation, fracture of breast and lumbar by pressure (without paraplegia), disappear or back sticking out of physiological arc.
- Cervical vertebra disease: it has remarkable effect on fracture of neck by trauma, dislocation and luxation, swirl and headache, abnormality of blood pressure, obstacle of eyesight and language.
- Technological parameter:
- Power: 360W
- Electrical source: 220/50Hz
- Traction length: 0-250mm
- Traction force: 10-990N (adjustable)
- Total time: 0-99min (adjustable)
- Continuous traction time: 0-9min (adjustable)
- Intermission time: 0-9min (adjustable)
- Swing angle: 60°
- Angular degree: +60°~-20° (adjustable)



F03 Lumbar Traction Bed

- The traction bed takes domestic microcomputer and advanced digital circuit, this system chooses imported electrical and electronic sensors for automatic detection control, enhance the stability. It is high precision, safe and reliable, multiple functions.
- The bed of the treatment effect is particularly significant for disc herniation treatment.
- Technological Parameters:
- Power supply: 220/50hz
- Power: 360W
- Traction length: 0-250mm
- Traction force: 10-990N (adjustable)
- Total time: 0-99 min (adjustable)
- Continuous traction time: 0-9 min (adjustable)
- Intermission time: 0-9 min (adjustable)



F07 Cervical Traction Chair

- Cervical vertebra traction chair uses electric motor to tractile. It is suitable for all kinds of cervical vertebra, facture of neck by trauma, dislocation & luxation, concomitant incomplete paraplegia or hemiplegia.
- Furthmore, it also applicable to such clinic symptoms as vertebra swirl and headache, abnormality of blood pressure, and obstacle of eyesight and language as well.
- Technological parameter:
- Power supply: 220/50hz
- Power: 120W
- Traction distance: 0~300mm
- Traction force: 0~200N (adjustable)
- Traction speed: 6mm/s~10mm/s





**F07-1
Cervical Traction Chair**

- Cervical vertebra traction chair uses hand to tractile. It is suitable for all kinds of cervical vertebra, fracture of neck by trauma, dislocation & luxation, concomitant incomplete paraplegia or hemiplegia. Further more, it also applicable to such clinic symptoms as vertebra swirl and headache, abnormality of blood pressure, and obstacle of eyesight and language as well.



SKE101 Wheelchair
Size: 640*1200mm



SKE102 Wheelchair
Size: 600*880mm



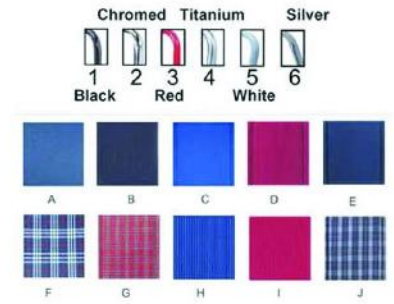
SKE103 Wheelchair
Size: 600*870mm



SKE104 Wheelchair
Size: 600*870mm




SKE030 Wheelchair
Size: 670*1050*510/900mm



**F09
Cervical Traction Chair**

- Technological parameter:
- Power supply: 220/50hz
- Power: 360W
- Traction length: 0-250mm
- Traction force: 10-990N(adjustable)
- Total time: 0-99min(adjustable)
- Continuous traction time: 0-9min(adjustable)
- Intermission time: 0-9min(adjustable)
- Swing angle: 60°
- Angular degree: +60°~-20°



SKE201 Walker
Size: 490*440*730-980mm



SKE202 Walker
Size: 470*460*800-980mm



SKE203 Walker
Size: 470*470*770-950mm



SKE204 Walker
Size: 470*460*780-960mm



SKE205 Walker
Size: 420*380*750-850mm



SKE206 Walker
Size: 490*440*745-920mm



SKE401 Commode Chair
Size: 640*870mm



SKE402 Commode Chair
Size: 480*940mm



SKE403 Commode Chair
Size: 400*380*460mm



SK-AF001 Barrier-free Toilet Grab Rail

- Material: Non-slip Nylon & Aluminum or 304 S.S.
- Dia. of Nylon:35mm; Height:750mm, Width:700mm.
- Install on the wall & floor directly
- Stock color: white, yellow and gray
- Fit for the elder and handicap patients to stand up or sit down



SK-AF002 Barrier-free Handrail

- Material: Surface nylon cover, Inner galvanized pipe or aluminum pipe
- Length:300mm, 400mm, 500mm, 600mm, 800mm
- Outside diameter:35mm
- Inner pipe diameter:25.5mm
- Thickness of nylon cover:5mm
- Thickness of pipe wall:1.6mm
- Color: White and Yellow



SKE404 Commode Chair
Size: 550*840mm



SKE405 Commode Chair
Size: 430*490*730-840mm



SKE406 Commode Chair
Size: 440*430*770mm



SK-AF003



SK-AF004



SK-AF005



SK-AF006



SKE407 Commode Chair
Size: 430*490*750-850mm



SKE031 Commode Chair
Size: 560*66*470-920mm



SKE032 Commode Chair
Size: 710*63*460-1130mm



SK-AF007



SK-AF008



SK-AF009



SK-AF010



SKE501 Walking Stick



SK-AF011



SK-AF012



SK-AF013



SK-AF014

Nurses station (SK-FZ001 SK-FZ002)

- Material: E1 Level "Lushuihe" particleboard Jilin Province China, it's environmental protection, solid & reliable, beautiful and smooth; Cover is the higher quality HPL (Decorative high—pressure laminate) or melamine plate, PVC edge banding;
- Top : Artificial marble mesa, delicate and color variety, wear—resisting & easy to clean;
- Bottom: Stainless steel edged baseboard.
- This nurse station can be customized



SK-FZ001



SK-FZ002



SK-FZ003

Nurses station (SK-FZ003 SK-FZ004)

- Beautiful and smooth; Cover is the higher quality HPL (Decorative high—pressure laminate) or melamine plate, PVC edge banding;
- Nurse Station: Based on the reception nurse station, the emergency one added marble tiles in the surface, it perform bright, delicate & wear resistance.
- Top: Artificial marble mesa & Microlite materials, delicate and color variety, wear—resisting & easy to clean;
- Peripheral: Aluminum plastic board, it's easy to clean & variety color etc;
- Bottom: Stainless steel edged baseboard.
- This nurse station can be customized.



SK-FZ004

Nurses station (SK-FZ005 SK-FZ006)

- Beautiful and smooth; Cover is the higher quality HPL (Decorative high—pressure laminate) or melamine plate, PVC edge banding;
- Emergency Nurse Station: Based on the reception nurse station, the emergency one added marble tiles in the surface, it perform bright, delicate & wear resistance.
- Top: Artificial marble mesa & Microlite materials, delicate and color variety, wear—resisting & easy to clean;
- Peripheral: Aluminum plastic board, it's easy to clean & variety color etc;
- Bottom: Stainless steel edged baseboard.



SK-FZ005



SK-FZ006

Nurses station (SK-FZ007 SK-FZ008)

- Surface: Electrostatic spraying process, joint antibacterial power.
- Table board: Artificial marble
- Bottom: 304# Stainless steel edged baseboard.
- Drawer: Soft closing slide rails design
- Color: The front color can be combine and the configuration of the cabinet door or drawer can be customized upon request.
- This treatment room can be customized



SK-FZ007 SK-FZ008